



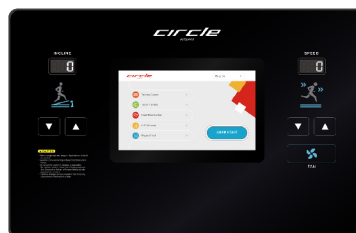
## M8 TREADMILL

Stunningly modern and meticulously crafted, our top of the line M8 treadmill is a complete package of power, performance, durability, innovation, and ease-of-use. A premium treadmill without the premium price. The M8 boast an impressive range of consoles that are intuitive to all users, and with a large 23 inch running surface, this treadmill is made for users of all sizes.


### FOUR CONSOLE OPTIONS AVAILABLE



LED



TOUCH



Entertainment Plus 2.0

## FEATURES OF THE CIRCLE FITNESS M8 TREADMILL

### Quick Shift



Make easy and effective adjustments to speed and incline to enhance your workouts

### Smooth Deck



Our shock absorption system delivers a perfect balance of cushioning and road feel to bring you the ultimate tactile running experience

### Fan



Multiple strength levels that provide a cool breeze as you exercise

### Angled Hand Rail



Angled hand rails provide ergonomic relief for users to rest

### Storage/Reading Rack



Storage for bottle for users to have easy access to while working out

### 16 levels incline




The M8 offers a 16 levels incline for a more rigorous hiking feel

### Support Frame



Provides increased strength, adding the durability needed for a commercial environment

### Extra Large Running Surface



Featuring extra wide 23 inches running surface for utmost comfort

### Safety Stop



Detects when a machine is running without the user and stops the machine



## M8 TREADMILL

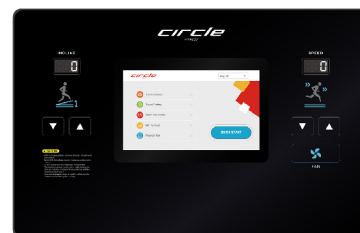
TECHNICAL SPECIFICATIONS				
DECK	Slikdeck™ Pre-waxed Reversible Deck			
BELT	Sieglings™ Commercial Grade Pre-waxed			
RUNNING AREA	60 X 23 in (1530 X 580 mm)			
SPEED RANGE	0.3 ~ 15.6 mph (0.5 ~ 25 km)			
INCLINE RANGE	0-16%			
STEP-UP HEIGHT	9.5 in (240 mm)			
ROLLERS	3.5 in (90 mm)			
MAXIMUM USER WEIGHT	400 lbs (182 kgs)			
ELECTRICAL SPECIFICATIONS				
POWER REQUIREMENT	110Vac ~ 220Vac ± 20 50/60Hz			
DRIVE SYSTEM	6.0 HP			
FRAME				
FRAME MATERIAL	Steel			
NET WEIGHT OF FRAME & CONSOLE	LED 457.6 lbs (208 kgs)	TOUCH 459.1 lbs (208.2 kgs)	SPORT 456.1 lbs (207.3 kgs)	Eplus 2.0 462 lbs (210 kgs)
PACKAGED WEIGHT	LED 499.4 lbs (227 kgs)	TOUCH 500.9 lbs (227.2 kgs)	SPORT 497.9 lbs (226.3 kgs)	Eplus 2.0 503.8 lbs (229 kgs)
DIMENSIONS				
EQUIPMENT DIMENSIONS	86 (L) X 38 (W) X 64 (H) in / 2170 (L) X 974 (W) X 1622 (H) mm			
PACKAGING DIMENSIONS (Body)	90 (L) X 39 (W) X 17 (H) in / 2269 (L) X 976 (W) X 430 (H) mm			
PACKAGING DIMENSIONS (Console)	39.4 (L) X 31.1 (W) X 13.8 (H) in / 1080 (L) X 1020 (W) X 530 (H) mm			



## FOUR CONSOLE OPTIONS AVAILABLE



LED



TOUCH

DISPLAY		
SCREEN	8x32 Dot-Matrix w/ Message Window + HR Status Bar	10.1" with Touch +2 LED Window
LANGUAGE OPTIONS	8 languages, English, Turkish, Russian, German, Spanish, Dutch, Italian, French, Dutch	15 languages, English, German, Spanish, Dutch, Portuguese, Thai, Swedish, Russian, French, Arabic, Japanese, Turkish, Vietnamese, Chinese (simplified & traditional)
PRE-PROGRAMMABLE WORK OUTS	Yes, 21	Yes, 25
QUICK START OPTIONS	Yes	Yes
INTEGRATION		
BODY ANALYZER	No	No
EXERCISE DATA	No	No
WEARABLE APPS	No	No
CircleCloud GO	No	No
ENTERTAINMENT APPS	No	No
FACILITY MANAGEMENT	No	No
CONNECTIVITY		
USB	Yes	Yes
LAN	No	No
CSAFE	Optional	Optional
BLUETOOTH	No	No
TV	No	No
HDMI IN	No	No
WIRELESS CHARGING	Optional	Optional
WiFi	No	No
AUDIO OUT	No	No
HEART RATE (HR) DETECTION	Hand Pulse (5kHz Wireless)	Hand Pulse (5kHz Wireless)
MIRACAST	No	No
FAN	Yes	Yes

**CircleFitness.com**


Here at Circle Fitness, we have been providing high quality, efficient, easy to use, and durable fitness equipment for twenty plus years. Quality is foremost when it comes to our equipment. We fully assemble each piece of our equipment in the factory to ensure that every feature and component operates as it should, and it can be easily assembled without problems. Very few companies in our industry perform this level of quality control. Our top tier quality is a result of using high quality materials in everything we build. We use military grade eight bolts to ensure a stable and reliable machine. These standards allow our products to offer full commercial quality even on light commercial products.



**ALWAYS MOVING FORWARD**



## FOUR CONSOLE OPTIONS AVAILABLE



Entertainment Plus 2.0

### DISPLAY

SCREEN	23.8" Touch
LANGUAGE OPTIONS	English, German, Spanish, Dutch, Portuguese, Thai, Swedish, Russian, French, Arabic, Japanese, Turkish, Vietnamese, Chinese (simplified & traditional)
PRE-PROGRAMMABLE WORK OUTS	Yes, 25
QUICK START OPTIONS	Yes

### INTEGRATION

BODY ANALYZER	Yes
EXERCISE DATA	Yes
WEARABLE APPS	Yes (Runkeeper, GoogleHealth, Fitbit, Garmin)
CircleCloud GO	Yes
ENTERTAINMENT APPS	Yes
FACILITY MANAGEMENT	Yes

### CONNECTIVITY

USB	Yes
LAN	Yes
CSAFE	Optional
BLUETOOTH	Yes
TV	Yes
HDMI IN	Yes
WIRELESS CHARGING	Yes
WIFI	Yes
AUDIO OUT	Yes
HEART RATE (HR) DETECTION	Hand Pulse (5kHz Wireless) Ant+
MIRACAST	Optional
FAN	Yes

**CircleFitness.com**

Here at Circle Fitness, we have been providing high quality, efficient, easy to use, and durable fitness equipment for twenty plus years. Quality is foremost when it comes to our equipment. We fully assemble each piece of our equipment in the factory to ensure that every feature and component operates as it should, and it can be easily assembled without problems. Very few companies in our industry perform this level of quality control. Our top tier quality is a result of using high quality materials in everything we build. We use military grade eight bolts to ensure a stable and reliable machine. These standards allow our products to offer full commercial quality even on light commercial products.



**ALWAYS MOVING FORWARD**