

DYNAMIC PERFORMANCE

DELIVERS



**circle**  
FITNESS





M8

CIRCLE  
FITNESS

# C O N T E N T S

<b>3</b>	Introduction	<b>7</b>	Asset Manager
<b>4</b>	Core Values	<b>8</b>	Platinum Series
<b>5</b>	360° Wellness	<b>36</b>	Core Series
<b>6</b>	Streaming Entertainment	<b>60</b>	Residential + Specialized Series



# INTRODUCTION



Circle Fitness has been motivating people to always move forward for over 25 years. We believe that new beginnings have the power to inspire people to choose a better life, every day and to discover the potential of what new possibilities lie ahead. To move onward is to have confidence in the future, and purpose for today. This philosophy has inspired our line of industry-leading fitness equipment across semi-commercial and commercial facilities. When we innovate our products, we place quality at the forefront of every engineering choice and material selection—our testament to guaranteeing durability and safety.

Circle Fitness products are found in world-class facilities across diverse markets including athletic centers, hospitality, apartment complexes, and government facilities. Our selection of products is also designed by a team of engineering experts for the highest standards of profession and service. Fully geared with high-tech consoles, our suite of treadmills, ellipticals, and bikes are the benchmarks for today's standards of machinery.


We strive to continue building our legacy, not just by simply moving forward, but by bringing a revolution to the workout industry with versatile, premium equipment that places your facility members at the center of it all.

A L W A Y S

# MOVING FORWARD

# CORE VALUES

To train better is to be better by transcending the traditional. Durability, performance, and safety should always take top priority. Open-mindedness can create connections with consumers all over the world. Everyone deserves a personalized workout with equipment that delivers dynamic performance. Ingenuity can be both advanced and accessible. Premium technology and operating systems should never sacrifice a stylish design. Authenticity can propel positivity and a healthy way of living. Embracing new eras of change can unveil the best version of yourself eager to happen.



*EXCEED THE*  
**EXPECTED**



## FEATURES

As future-forward visionaries, we know what it takes to provide individuals with an unforgettable experience, and that's what fulfills our ethos for our products across facilities. At Circle Fitness, we pride ourselves on creating durable machinery that requires low maintenance while triumphing in intuitive dynamism.

Our fitness equipment is geared with end-to-end technology from our CircleCloud Go app that inspires movement motivation with real-time connection to touchscreen consoles to your mobile device. Along with Target Train, Virtual Go, and Body Manager, each application excites individuals to track their results and stats. Every product in our line offers specific versatility in its own way, but one guarantee that remains across the board—future-proof features.

# 3 6 0 ° W E L L N E S S

## CircleFit Apps

Our powerful app boasts a real-time connection with Circle Cloud and our latest touchscreen consoles, giving users the power to master their workouts with just a smartphone. Take control of your fitness; anytime, anywhere.

### Sync In

Enjoy all of the features our CircleCloud Go apps offer, right from your phone. Monitor and track progress, or create and edit content with a real-time connection.

### Quick Login

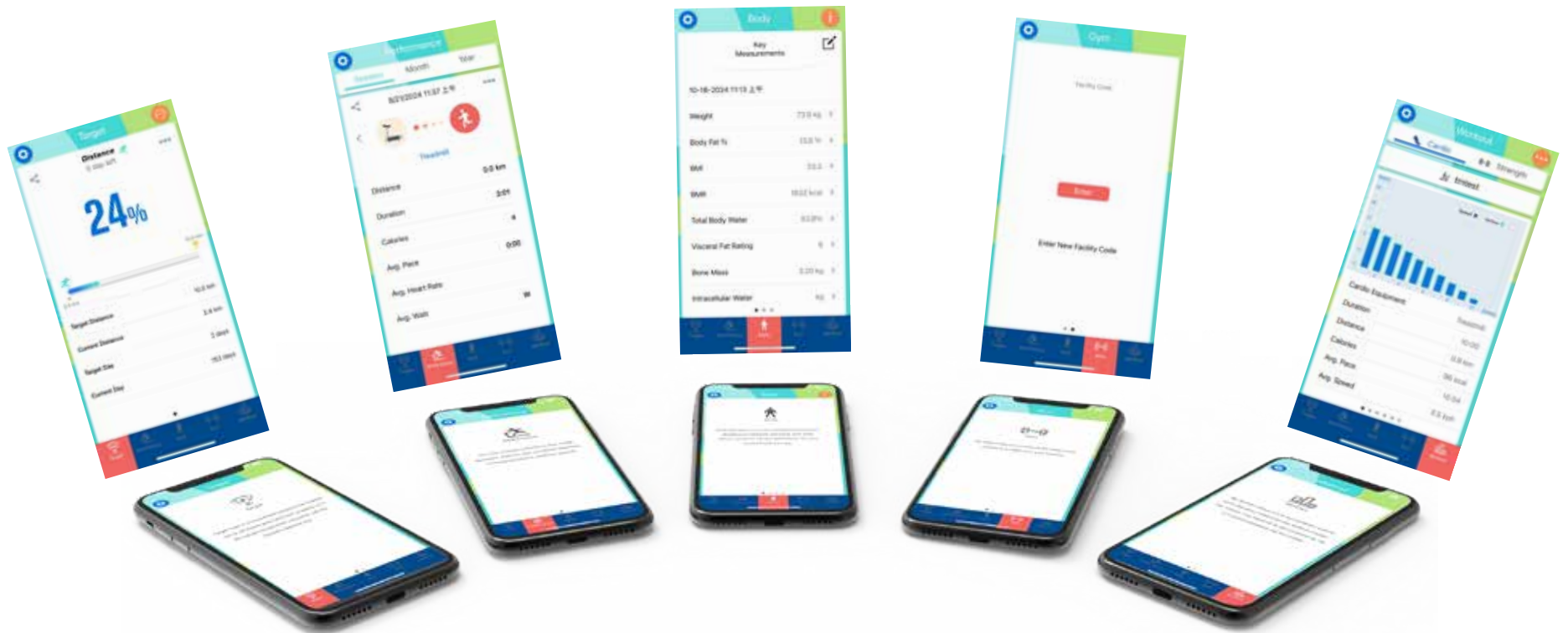
Log in into CircleCloud Go hands-free with Quick Login simply by opening the CircleFit app from your phone and connect with the console or body analyzer via Bluetooth.





# ALL-IN-ONE APP

This powerful app integrates five functions: Target, Performance, Body, Gym, and Workout. It also enables data sharing with third-party apps (Runkeeper, Google Health, Fitbit, Garmin), providing you with an unparalleled fitness experience.



# ASSET MANAGER

Updated and powerful, the new Circle Fitness Asset Manager is the platform to not only maximize your investment but to create a strong engagement with facility members for the most long-term reward.

## Overview

A detailed overview gives the operator a clear status of the machines in the facility. The information includes the equipment's usage, running status, software version and more.

## Latest Update

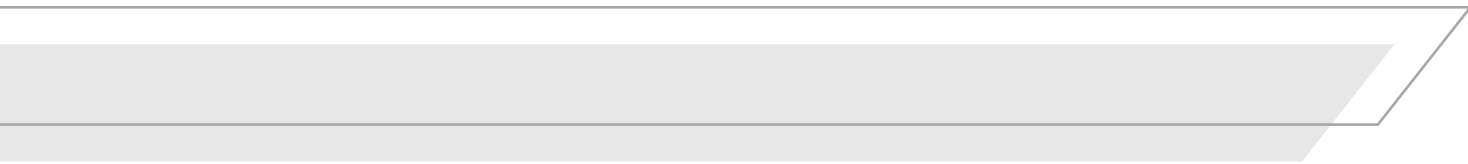
Receive the latest information on equipment maintenance, new features, software updates or technical support.



# STREAMING ENTERTAINMENT

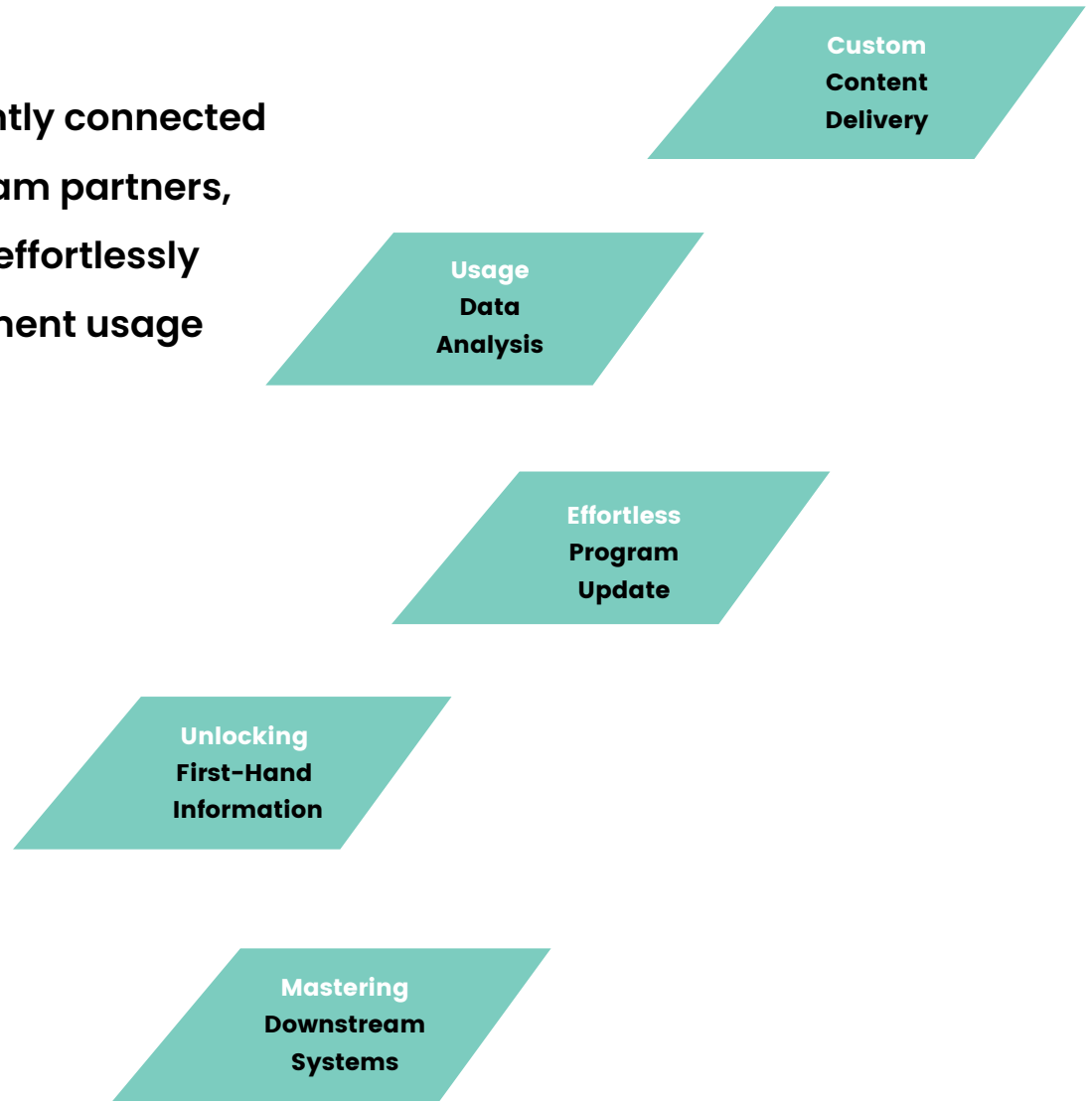
**BT Headphones**


**Wireless Charger**




# WHY ASSET MANAGER?

This powerful tool keeps you instantly connected with your upstream and downstream partners, allowing you to share information effortlessly while effectively managing equipment usage data and maintenance status.







# 8

***PLATINUM  
SERIES***

**S T R O N G  
F L U I D  
U N F O R G E T T A B L E**

The Platinum Series is our premium, fully commercial cardio line. It features the most powerful motors, the most intuitive user interfaces, and the best ergonomic designs. The Platinum Series line is crafted with durability in mind, designed not only to suit your needs, but to exceed your expectations.



## DESIGNED FOR RESULTS

Everyone deserves a personalized workout with equipment crafted with premium technology and modern designs. Built for daily use and fully commercial locations, the Platinum Series is what fitness equipment should be—innovatively durable.



### M8

Intuitive, modern treadmill design with options for LED, 8", 10.1", or 23.8" touchscreens and easily replaceable running belt.



### M7

Durably designed for fitness facilities with an easily replaceable running belt, the M7 is highly versatile and adjustable.

FITNESS DONE

# YOUR WAY



## E8

Total body elliptical, perfect for a range of users—high incline and resistance features and easily replaceable motor belt.



## E7

Sleek design and optimized performance make the E7 elliptical easy to assemble and relocate.



## B8

Specifically designed for a comfortable full-body training session. Customizable settings, made for every user for endless versatility.



## R8

Maximum comfort and control with high-quality manufacturing for safety and durability.

# TREADMILL

## M 8



Power, performance, and durability are what make the M8 Treadmill a complete package of innovation and meticulously crafted engineering for maximum performance and full commercial use. The M8's intuitive, yet simple design makes it easier and more efficient to assemble, service, and relocate. Find your tempo with customizable settings made for your facility and made to last.

M8 offers highly adjustable features so you can exceed your limitations with ease. The quick shift makes it easy to adjust your speed and incline preference for the perfect workout. 16% incline and elevated paddle shifters allow for a more rigorous hiking feel.

### Available Color



Black



## M8 DETAILS & SPECIFICATIONS

### EQUIPMENT DETAILS

<b>USER CAPACITY</b>	182 KGS / 400 LBS
<b>SPEED</b>	0.5 – 25 KM / 0.3 – 15.6 MPH
<b>ELEVATION</b>	16%
<b>DRIVE MOTOR</b>	6.0 HP
<b>POWER</b>	AC 120V / 20A AC 230V / 15A
<b>ROLLERS</b>	90 MM / 3.5 IN
<b>RUNNING AREA</b>	1530 X 580 MM/23 " IN (W)
<b>FRAME</b>	STEEL

### EQUIPMENT DIMENSIONS

<b>UNIT DIMENSIONS</b>	2170 x 974 x 1622 MM 85 x 38 x 64 IN			
<b>PACKAGED DIMENSIONS (BODY)</b>	2269 x 976 x 430 MM 89 x 38 x 17 IN			
<b>PACKAGED DIMENSIONS (CONSOLE)</b>	1080 x 1020 x 530 MM 43 x 40 x 21 IN			

### EQUIPMENT WEIGHT

	LED	TOUCH	SPORT	E PLUS
<b>UNIT WEIGHT</b>	208 KGS 457.6 LBS	208.2 KGS 459.1 LBS	207.3 KGS 456.1 LBS	210 KGS 462 LBS
<b>PACKAGED WEIGHT</b>	227 KGS 499.4 LBS	227.2 KGS 500.9 LBS	226.3 KGS 497.9 LBS	229 KGS 503.8 LBS

CONTINUE THE

# JOURNEY AHEAD



**Extra Large Running Surface**  
Featuring an extra wide 23 inches running surface for increased comfort.



**Quick Shift**  
Make easy and effective adjustments to speed and incline to enhance your workouts.



**Safety Stop**  
Detects when a machine is running without the user and stops the machine.



**USB Charging**  
USB charging function/ program update for easy after-service maintenance and for quick charging. This area is roomy with more ergonomic design.



**Smooth deck**  
Our shock absorption system delivers a perfect balance of cushioning and road feel to bring users the ultimate tactile running experience.

PLATINUM

# CONSOLE SPECS

DISPLAY	LED	TOUCH	SPORT	E PLUS 2.0
<b>SCREEN</b>	6 Numeric Windows + Dot-Matrix Window	10.1" with Touch +2 LED Window	8" Touchscreen + 2 LED Window	23.8" Touch
<b>LANGUAGE</b>	8 languages, English, Turkish, Russian, German, Spanish, Italian, French, Dutch	15 languages, English, German, Spanish, Dutch, Portuguese, Thai, Swedish, Russian, French, Arabic, Japanese, Turkish, Vietnamese, Chinese (simplified & traditional)	15 languages, English, German, Spanish, Dutch, Portuguese, Thai, Swedish, Russian, French, Arabic, Japanese, Turkish, Vietnamese, Chinese (simplified & traditional)	15 languages, English, German, Spanish, Dutch, Portuguese, Thai, Swedish, Russian, French, Arabic, Japanese, Turkish, Vietnamese, Chinese (simplified & traditional)
<b>PRE-PROGRAMMABLE WORKOUTS</b>	MANUAL(1) COURSE(5)-(Hill / Fat Burn / Cardio / Strength / Interval) GOAL(3)-(Time/Distance/ Calories) TEST(8)-(GERKIN / COOPER / USMC PFT / ARMY PRT / NAVY PRT / USAF PFT / FEDERAL LAW / Fitness) HRC(4)-(1.FAT BURN 2.AEROBIC 3.PERFORMANCE 4.CUSTOMIZE) CUSTOM(1)	Training Course(6)-(Manual / Hill / Fat Burn / Cardio / Strength / Interval ) Target Training(3) - (Time/Distance/ Calories) HIIT(4) - (Normal / Hard / Advanced / Custom) HRC(4) - (Fatburn / Aerobic / Performance / Customize) Physical Test(7) - (Gerkin Protocol / Cooper Test / USMC PFT / Army PFT / Navy PFT / USAF PFT / Federal Law)	Training Course(7)-(Manual / Target / Hill / Fat Burn / Cardio / Strength / Interval) Training Course(7)-(Manual / Target / Hill / Fat Burn / Cardio / Strength / Interval) HIIT(4) - (Normal / Hard / Advanced / Custom) HRC(4) - (Fatburn / Aerobic / Performance / Customize) Physical Test(7) - (Gerkin Protocol / Cooper Test / USMC PFT / Army PFT / Navy PFT / USAF PFT / Federal Law)	Training Course(7)-(Manual / Target / Hill / Fat Burn / Cardio / Strength / Interval) HIIT(4) - (Normal / Hard / Advanced / Custom) HRC(4) - (Fatburn / Aerobic / Performance / Customize) Physical Test(7) - (Gerkin Protocol / Cooper Test / USMC PFT / Army PFT / Navy PFT / USAF PFT / Federal Law) VirtualGo(10)
<b>QUICK START</b>	Yes	Yes	Yes	Yes
INTEGRATION				
<b>BODY ANALYZER</b>	NA	NA	Yes	Yes
<b>EXERCISE DATA</b>	NA	NA	Yes	Yes
<b>WEARABLE APPS</b>	NA	NA	Yes (Runkeeper, GoogleHealth, Fitbit, Garmin)	Yes (Runkeeper, GoogleHealth, Fitbit, Garmin)
<b>CIRCLECLOUD GO</b>	NA	NA	Yes	Yes
<b>ENTERTAINMENT APPS</b>	NA	NA	NA	Yes
<b>FACILITY MANAGEMENT</b>	NA	NA	Yes	Yes

CONNECTIVITY	LED	TOUCH	SPORT	E PLUS 2.0
<b>USB</b>	Charging	Program Update & Charging	Program Update & Charging	Program Update & Charging
<b>LAN</b>	NA	NA	Yes	Yes
<b>CSAFE (POWER ONLY)</b>	Optional	Optional	Optional	Optional
<b>BLUETOOTH</b>	NA	NA	Bluetooth 4.2 (For BT Login)	2 X Bluetooth 4.2 (1 For BT Login & Wireless Pulse / 1 For Wireless Audio)
<b>TV</b>	NA	NA	NA	DVBT/T2/C, ATSC, DTMB, ISDBT (Satellite:NA)
<b>HDMI</b>	NA	NA	NA	Yes
<b>WIRELESS CHARGING</b>	Optional	Optional	Yes	Yes
<b>WIFI</b>	NA	NA	Yes	Yes
<b>AUDIO OUT</b>	NA	NA	NA	3.5 MM Phone Jack / Wireless BT
<b>HEART RATE (HR) DETECTION</b>	Hand Pulse 5KHZ Wireless	Hand Pulse 5KHZ Wireless	Hand Pulse 5KHZ Wireless	Hand Pulse 5KHZ Wireless Ant <sup>+</sup>
<b>MIRACAST</b>	NA	NA	NA	Optional
<b>FAN</b>	Yes	Yes	Yes	Yes



**LED**



**Touch**



**Sport**



**E Plus 2.0**

# TREADMILL

## M7



The M7 Treadmill is fitness designed for facilities. Expertly crafted with high-grade and quality components, the M7 brings durability and comfort to your workout. With over 20 console exercise programs, the ultimate running performance begins with the M7.

Make swift and simple adjustments during your workout with the quick shift for speed and incline changes, on the spot, and never lose your rhythm. Cool down with an adjustable and strong fan to keep you pushing your boundaries and achieving your results.

### Available Color



Black

# M7 DETAILS & SPECIFICATIONS

## EQUIPMENT DETAILS

<b>USER CAPACITY</b>	182 KGS / 400 LBS
<b>SPEED</b>	0.8 – 20 KM / 0.5 – 12.5 MPH
<b>ELEVATION</b>	16%
<b>DRIVE MOTOR</b>	5.0 HP
<b>POWER</b>	AC 120V / 20A AC 230V / 15A
<b>ROLLERS</b>	90 MM / 3.5 IN
<b>RUNNING AREA</b>	1530 X 550 MM / 22" IN (W)
<b>FRAME</b>	STEEL + ALUMINUM

## EQUIPMENT DIMENSIONS

<b>UNIT DIMENSIONS</b>	2153 x 974 x 1599 MM 85 x 38 x 63 IN			
<b>PACKAGED DIMENSIONS (BODY)</b>	2275 x 980 x 391 MM 90 x 39 x 15 IN			
<b>PACKAGED DIMENSIONS (CONSOLE)</b>	1080 x 1020 x 530 MM 43 x 40 x 21 IN			

## EQUIPMENT WEIGHT

	LED	TOUCH	SPORT	E PLUS
<b>UNIT WEIGHT</b>	165 KGS 363 LBS	165.3 KGS 364.5 LBS	164.5 KGS 361.9 LBS	167 KGS 367.4 LBS
<b>PACKAGED WEIGHT</b>	181.5 KGS 399.3 LBS	181.8 KGS 400.9 LBS	181 KGS 398.2 LBS	183.5 KGS 403.7 LBS

# SEAMLESS

# WORKOUT



### Smooth deck

Our shock absorption system delivers a perfect balance of cushioning and road feel to bring users the ultimate tactile running experience.



### Extra Large Running Surface

Featuring an extra wide 22 inches running surface for increased comfort.



### Fan

Multiple strength levels that provide a cool breeze as you exercise.



### Safety Stop

Detects when a machine is running without the user and stops the machine.



### Quick Shift

Make easy and effective adjustments to speed and incline to enhance your workouts.

PLATINUM

# CONSOLE SPECS

DISPLAY	LED	TOUCH	SPORT	E PLUS 2.0
<b>SCREEN</b>	LED 7 segments with Dot-Matrix	10.1" with Touch + 2 LED Window	8" Touchscreen + 2 LED Window	15.6" Touch
<b>LANGUAGE</b>	10 Languages: English, German, Spanish, Dutch, Portuguese, Italian, Swedish, Russian, Polish, French	15 languages, English, German, Spanish, Dutch, Portuguese, Thai, Swedish, Russian, French, Arabic, Japanese, Turkish, Vietnamese, Chinese (simplified & traditional)	15 languages, English, German, Spanish, Dutch, Portuguese, Thai, Swedish, Russian, French, Arabic, Japanese, Turkish, Vietnamese, Chinese (simplified & traditional)	15 languages, English, German, Spanish, Dutch, Portuguese, Thai, Swedish, Russian, French, Arabic, Japanese, Turkish, Vietnamese, Chinese (simplified & traditional)
<b>PRE-PROGRAMMABLE WORKOUTS</b>	10(Target / Rolling / Valley / Fat Burn / Ramp / Strength / Interval / Random / HRC / Fitness Test )	Training Course(6)-(Manual / Hill / Fat Burn / Cardio / Strength / Interval ) Target Training(3) - (Time/Distance/ Calories) HIIT(4) - (Normal / Hard / Advanced / Custom) HRC(4) - (Fatburn / Aerobic / Performance / Customize) Physical Test(7) - (Gerkin Protocol / Cooper Test / USMC PFT / Army PFT / Navy PFT / USAF PFT / Federal Law)	Training Course(7)-(Manual / Target / Hill / Fat Burn / Cardio / Strength / Interval) Training Course(7)-(Manual / Target / Hill / Fat Burn / Cardio / Strength / Interval) HIIT(4) - (Normal / Hard / Advanced / Custom) HRC(4) - (Fatburn / Aerobic / Performance / Customize) Physical Test(10) - (Gerkin Protocol / Chester Fire / CTPWT / DIAFO /Cooper Test / USMC PFT / Army PFT /Navy PFT / USAF PFT / Federal Law)	Training Course(7)-(Manual / Target / Hill / Fat Burn / Cardio / Strength / Interval) HIIT(4) - (Normal / Hard / Advanced / Custom) HRC(4) - (Fatburn / Aerobic / Performance / Customize) Physical Test(10) - (Gerkin Protocol / Chester Fire / CTPWT / DIAFO /Cooper Test / USMC PFT / Army PFT /Navy PFT / USAF PFT / Federal Law)
<b>QUICK START</b>	Yes	Yes	Yes	Yes
INTEGRATION				
<b>BODY ANALYZER</b>	NA	NA	Yes	Yes
<b>EXERCISE DATA</b>	NA	NA	Yes	Yes
<b>WEARABLE APPS</b>	NA	NA	Yes (Runkeeper, GoogleHealth, Fitbit, Garmin)	Yes (Runkeeper, GoogleHealth, Fitbit, Garmin)
<b>CIRCLECLOUD GO</b>	NA	NA	Yes	Yes
<b>ENTERTAINMENT APPS</b>	NA	NA	NA	Yes
<b>FACILITY MANAGEMENT</b>	NA	NA	Yes	Yes

CONNECTIVITY	LED	TOUCH	SPORT	E PLUS 2.0
<b>USB</b>	Charging	Program Update & Charging	Program Update & Charging	Program Update & Charging
<b>LAN</b>	NA	NA	Yes	Yes
<b>CSAFE (PEWER ONLY)</b>	Optional	Optional	Optional	Optional
<b>BLUETOOTH</b>	NA	NA	Bluetooth 4.2 (For BT Login)	2 X Bluetooth 4.2 (1 For BT Login & Wireless Pulse / 1 For Wireless Audio)
<b>TV</b>	NA	NA	NA	DVBT/T2/C, ATSC, DTMB, ISDBT (Satellite:NA)
<b>HDMI</b>	NA	NA	NA	Yes
<b>WIRELESS CHARGING</b>	Optional	Optional	Yes	Yes
<b>WIFI</b>	NA	NA	Yes	Yes
<b>AUDIO OUT</b>	NA	NA	NA	Yes
<b>HEART RATE (HR) DETECTION</b>	Hand Pulse 5KHZ Wireless	Hand Pulse 5KHZ Wireless	Hand Pulse 5KHZ Wireless	Hand Pulse 5KHZ Wireless Ant+
<b>MIRACAST</b>	NA	NA	NA	Optional
<b>FAN</b>	Optional	Optional	Optional	Yes



**LED**



**Touch**



**Sport**



**E Plus 2.0**

# ELLIPTICAL

## E 8



Take incline training to a whole new level and discover your full potential with the E8 Total Body Elliptical. Superior biomechanics and incline resistance adjustments offer innovative engineering for an empowering experience. This is performance, at its peak.

Be in control with conveniently located paddle-style panels for swift resistance changes. Meet versatility and climbing capabilities from short strides to long to match your preference and your pace.

### Available Color



Black



## E8 DETAILS & SPECIFICATIONS

DYNAMIC AND

# DURABLE

### EQUIPMENT DETAILS

**USER CAPACITY** 182 KGS / 400 LBS

**RESITANCE** 25 LEVELS

**INCLINE RANGE** 0-20 LEVEL

### EQUIPMENT DIMENSIONS

**UNIT DIMENSIONS** 2230 x 730 x 1875 MM  
88 x 29 x 74 IN

**PACKAGED DIMENSIONS** 1950 x 755 x 1170 MM  
76.8 x 29.7 x 46.1 IN

### EQUIPMENT WEIGHT

	<i>LED</i>	<i>TOUCH</i>	<i>SPORT</i>	<i>E PLUS 2.0</i>
<b>UNIT WEIGHT</b>	190 KGS 418.9 LBS	190 KGS 418.9 LBS	177 KGS 390.2 LBS	177 KGS 390.2 LBS
<b>PACKAGED WEIGHT</b>	224.5 KGS 494.9 LBS	226 KGS 498.2 LBS	212 KGS 467.4 LBS	214.5 KGS 472.9 LBS



#### Low Step-Up Height

9.3" / 24 Cm setep up height that aids the user by providing safe entrance and exit from the unit.



#### Unique incline design

Users can go from a short stride to long stride, walking to running, and climbing to lunging allowing them to target many muscle groups.



#### Conventient incline control

Paddle-style incline control, making on-the-fly incline changes simple. Users can simply adjust the incline and resistance level simultaneously.



#### Wireless charger & USB

Wireless charging station is perfect for your phone and small electronic devices. USB charging function/program update for easy after-service maintenance and for quick charging.

PLATINUM

# CONSOLE SPECS

DISPLAY	LED	TOUCH	SPORT	E PLUS 2.0
<b>SCREEN</b>	LED 7 segments with Dot-Matrix-White light	10.1" with Touch + 2 LED window	8" Touch + 2 LED window	15.6" Touch
<b>LANGUAGE</b>	10 Languages: English, German, Spanish, Dutch, Portuguese, Italian, Swedish, Russian, Polish, French	15 Languages: English, German, Spanish, Dutch, Portuguese, Thai, Swedish, Russian, French, Arabic, Japanese, Turkish, Vietnamese, Chinese (simplified & traditional)	15 Languages: English, German, Spanish, Dutch, Portuguese, Thai, Swedish, Russian, French, Arabic, Japanese, Turkish, Vietnamese, Chinese (simplified & traditional)	15 Languages: English, German, Spanish, Dutch, Portuguese, Thai, Swedish, Russian, French, Arabic, Japanese, Turkish, Vietnamese, Chinese (simplified & traditional)
<b>PRE-PROGRAMMABLE WORKOUTS</b>	10 (Target / Rolling / Valley / Fat Burn / Ramp / Strength / Interval / Random / HRC / Constant Watt)	Training Course (8) - (Manual / Rolling-hills / Mountain Peaks / Fat Burn / Incline / Strength / Interval / Constant Wattage) Target Training (3) - (Time/Distance/Calories) HRC (4) - (Fatburn / Aerobic / Performance / Customize)	Training Course (9) - (Manual / Target / Rolling-hills / Mountain Peaks / Fat Burn / Incline / Strength / Interval / Constant Wattage) HRC (4) - (Fatburn / Aerobic / Performance / Customize)	Training Course (9) - (Manual / Target / Rolling-hills / Mountain Peaks / Fat Burn / Incline / Strength / Interval / Constant Wattage) HRC (4) - (Fatburn / Aerobic / Performance / Customize) VirtualGo(10)
<b>QUICK START</b>	Yes	Yes	Yes	Yes
INTEGRATION				
<b>BODY ANALYZER</b>	NA	NA	Yes	Yes
<b>EXERCISE DATA</b>	NA	NA	Yes	Yes
<b>WEARABLE APPS</b>	NA	NA	Yes (Runkeeper, GoogleHealth, Fitbit, Garmin)	Yes (Runkeeper, GoogleHealth, Fitbit, Garmin)
<b>CIRCLECLOUD GO</b>	NA	NA	Yes	Yes
<b>ENTERTAINMENT APPS</b>	NA	NA	NA	Yes
<b>FACILITY MANAGEMENT</b>	NA	NA	Yes	Yes

CONNECTIVITY	LED	TOUCH	SPORT	E PLUS 2.0
<b>USB</b>	Charging	Program Update & Charging	Program Update & Charging	Program Update & Charging
<b>LAN</b>	NA	NA	Giga LAN	Giga LAN
<b>CSAFE (POWER ONLY)</b>	Optional	Optional	Optional	Optional
<b>BLUETOOTH</b>	NA	NA	Bluetooth 4.2 (For BT Login)	2 X Bluetooth 4.2 (1 For BT Login & Wireless Pulse / 1 For Wireless Audio)
<b>TV</b>	NA	NA	NA	DVBT/T2/C, ATSC, DTMB, ISDBT (Satellite:NA)
<b>HDMI</b>	NA	NA	NA	Yes
<b>WIRELESS CHARGING</b>	NA	NA	Yes	Yes
<b>WIFI</b>	NA	NA	Yes	Yes
<b>AUDIO OUT</b>	NA	NA	NA	3.5 MM Phone Jack / Wireless BT
<b>HEART RATE (HR) DETECTION</b>	Hand Pulse 5KHZ Wireless	Hand Pulse 5KHZ Wireless	Hand Pulse 5KHZ Wireless	Hand Pulse 5KHZ Wireless Ant+
<b>FAN</b>	NA	NA	Optional	Yes



**LED**



**Touch**



**Sport**



**E Plus 2.0**

# ELLIPTICAL

## E7



Sleek design and optimized performance make the E7 Elliptical easy to assemble and relocate. Define what makes you powerful with the two-stage drive system, heavy-duty bearings, and oversized shafts for training done your way. Every move is made for you with smooth motion technology that delivers a quiet, comfortable, and natural ride.

Complete your workout with total stride control and smooth motion. The E7's thick padded pedals fuse comfort and durability. Amp up your workout with a variety of exercise programs and 25 resistance settings to engage users of all levels.

### Available Color



Black

THOUGHTFULLY

# DESIGNED

## E7 DETAILS & SPECIFICATIONS

### TECHNICAL SPECIFICATIONS

<b>STRIDE LENGTH</b>	20" (500 MM)
<b>PEDAL SPACING</b>	2.5" (64 MM)
<b>STEP UP HEIGHT</b>	12" (320 MM)
<b>RESISTANCE LEVEL</b>	25 LEVELS
<b>MAXIMUM USER WEIGHT</b>	400 LBS (182 KGS)

### ELECTRICAL SPECIFICATIONS

<b>POWER REQUIREMENT (LED, TOUCH)</b>	Self Generation
<b>POWER REQUIREMENT (SPORT, EPLUS 2.0)</b>	100 - 240V ± 10 50/60Hz
<b>MAXIMUM WATT@ 60 RPM</b>	400W
<b>MINIMUM WATT@ 60 RPM</b>	40W
<b>MINIMUM RPM (LED, TOUCH)</b>	30 RPM
<b>MINIMUM RPM (SPORT, EPLUS 2.0)</b>	10 RPM

### FRAME

<b>NET WEIGHT OF FRAME &amp; CONSOLE</b>	LED 238.1 LBS (108 KGS)	TOUCH 237.9 LBS (107.9 KGS)	SPORT 239.2 LBS (108.5 KGS)	EPLUS 2.0 244.7 LBS (111 KGS)
<b>PACKAGED WEIGHT</b>	LED 265.9 LBS (120.6 KGS)	TOUCH 265 LBS (120.2 KGS)	SPORT 267 LBS (121.1 KGS)	EPLUS 2.0 272.5 LBS (123.6 KGS)

### DIMENSIONS

<b>EQUIPMENT DIMENSIONS</b>	80 (L) X 27 (W) X 72 (H) IN / 2040 (L) X 680 (W) X 1810 (H) MM
<b>PACKAGING DIMENSIONS</b>	83 (L) X 28 (W) X 33 (H) IN / 2120 (L) X 715 (W) X 830 (H) MM



**Comfortable Strides**  
Thick pedals and silky smooth stride motion provides a comfortable and pleasurable workout.



**Sophisticated aluminum rails**  
The aluminum rails are manufactured with superior surface finish offer silky smooth stride motion.



**Ergonomic storage area**  
Storage for a bottle and other possessions are available to users for easy access while working out.

PLATINUM

# CONSOLE SPECS

DISPLAY	LED	TOUCH	SPORT	E PLUS 2.0
<b>SCREEN</b>	LED 7 segments with Dot-Matrix-White light	10.1" with Touch + 2 LED window	8" Touch + 2 LED window	15.6" Touch
<b>LANGUAGE</b>	10 Languages: English, German, Spanish, Dutch, Portuguese, Italian, Swedish, Russian, Polish, French	15 languages, English, German, Spanish, Dutch, Portuguese, Thai, Swedish, Russian, French, Arabic, Japanese, Turkish, Vietnamese, Chinese (simplified & traditional)	15 languages, English, German, Spanish, Dutch, Portuguese, Thai, Swedish, Russian, French, Arabic, Japanese, Turkish, Vietnamese, Chinese (simplified & traditional)	15 languages, English, German, Spanish, Dutch, Portuguese, Thai, Swedish, Russian, French, Arabic, Japanese, Turkish, Vietnamese, Chinese (simplified & traditional)
<b>PRE-PROGRAMMABLE WORKOUTS</b>	10 (Target / Rolling / Valley / Fat Burn / Ramp / Strength / Interval / Random / HRC / Constant Watt)	Training Course (8) - (Manual / Rolling-hills / Mountain Peaks / Fat Burn / Incline / Strength / Interval / Constant Wattage) Target Training (3) - (Time/Distance/ Calories) HRC (4) - (Fatburn / Aerobic / Performance / Customize)	Training Course (9) - (Manual / Target / Rolling-hills / Mountain Peaks / Fat Burn / Incline / Strength / Interval / Constant Wattage) HRC (4) - (Fatburn / Aerobic / Performance / Customize)	Training Course (9) - (Manual / Target / Rolling-hills / Mountain Peaks / Fat Burn / Incline / Strength / Interval / Constant Wattage) HRC (4) - (Fatburn / Aerobic / Performance / Customize) VirtualGo(10)
<b>QUICK START</b>	Yes	Yes	Yes	Yes
<b>INTEGRATION</b>				
<b>BODY ANALYZER</b>	NA	NA	Yes	Yes
<b>EXERCISE DATA</b>	NA	NA	Yes	Yes
<b>WEARABLE APPS</b>	NA	NA	Yes (Runkeeper, GoogleHealth, Fitbit, Garmin)	Yes (Runkeeper, GoogleHealth, Fitbit, Garmin)
<b>CIRCLECLOUD GO</b>	NA	NA	Yes	Yes
<b>ENTERTAINMENT APPS</b>	NA	NA	NA	Yes
<b>FACILITY MANAGEMENT</b>	NA	NA	Yes	Yes

CONNECTIVITY	LED	TOUCH	SPORT	E PLUS 2.0
<b>USB</b>	Charging	Program Update & Charging	Program Update & Charging	Program Update & Charging
<b>LAN</b>	NA	NA	Giga LAN	Giga LAN
<b>CSAFE (POWER ONLY)</b>	Optional	Optional	Optional	Optional
<b>BLUETOOTH</b>	NA	NA	Bluetooth 4.2 (For BT Login)	2 X Bluetooth 4.2 (1 For BT Login & Wireless Pulse/ 1 For Wireless Audio)
<b>TV</b>	NA	NA	NA	DVBT/T2/C, ATSC, DTMB, ISDBT (Satellite:NA)
<b>HDMI</b>	NA	NA	NA	Yes
<b>WIRELESS CHARGING</b>	NA	NA	Yes	Yes
<b>WIFI</b>	NA	NA	Yes	Yes
<b>AUDIO OUT</b>	NA	NA	NA	3.5 MM Phone Jack / Wireless BT
<b>HEART RATE (HR) DETECTION</b>	Hand Pulse 5KHZ Wireless	Hand Pulse 5KHZ Wireless	Hand Pulse 5KHZ Wireless	Hand Pulse 5KHZ Wireless Ant+
<b>FAN</b>	NA	NA	Optional	Yes



**LED**



**Touch**



**Sport**



**E Plus 2.0**

**B I K E**

**B 8**



Discover a new cardio experience with the B8 Upright Bike. Whether you prefer a relaxed or rigorous workout, the B8 is specifically designed for a comfortable full-body training session. Customizable settings made for every user for endless versatility—get more out of your workout with the B8.

The B8 handlebars are specifically designed for all workout intensities. With a soft-gripped handlebar and padded elbow rest, let a supportive, comfortable grip guide your upper body workout.

**Available Color**



Black



# COMFORT

# COMES FIRST

## B8 DETAILS & SPECIFICATIONS

### TECHNICAL SPECIFICATIONS

<b>Q FACTOR (PEDAL SPACING)</b>	9 IN (228 MM)
<b>DRIVE SYSTEM</b>	Self-Generating Electric Hybrid with Flywheel
<b>RESISTANCE LEVEL</b>	25 LEVELS
<b>RESISTANCE SYSTEM</b>	Electrically Returned
<b>MAXIMUM USER WEIGHT</b>	400 LBS (182 KGS)

### ELECTRICAL SPECIFICATIONS

<b>POWER REQUIREMENT (LED, TOUCH)</b>	Self Generation
<b>POWER REQUIREMENT (SPORT, EPLUS 2.0)</b>	100 - 240V ± 10 50/60Hz
<b>MAXIMUM WATT@ 60 RPM</b>	400W
<b>MINIMUM WATT@ 60 RPM</b>	40W
<b>MINIMUM RPM (LED, TOUCH)</b>	30 RPM
<b>MINIMUM RPM (SPORT, EPLUS 2.0)</b>	10 RPM

### FRAME

<b>NET WEIGHT OF FRAME &amp; CONSOLE</b>	LED 148.8 LBS (67.5 KGS)	TOUCH 147.9 LBS (67.1 KGS)	SPORT 149.9 LBS (68 KGS)	EPLUS 2.0 155.4 LBS (70.5 KGS)
<b>PACKAGED WEIGHT</b>	LED 165.3 LBS (75 KGS)	TOUCH 164.4 LBS (74.6 KGS)	SPORT 166.4 LBS (75.5 KGS)	EPLUS 2.0 171.9 LBS (78 KGS)

### DIMENSIONS

<b>EQUIPMENT DIMENSIONS</b>	44 (L) X 27 (W) X 58 (H) IN / 1130 (L) X 690 (W) X 1470 (H) MM
<b>PACKAGING DIMENSIONS</b>	47 (L) X 21 (W) X 31 (H) IN / 1200 (L) X 530 (W) X 800 (H) MM



#### Adjustable Seat

Offers 12 levels of adjustment to ensure a comfortable experience for all users. Besides, users can adjust seat by single hand..



#### Resistance level control

Handlebars with button on the top allow easy adjustment resistance levels during your workout.



#### Ergonomic

#### Multi-Position Handlebars

The B8 offers multiple hand grip positions to ensure that users are comfortable during all stages of their ride. The conveniently located elbow rests make long rides a little easier when taking a rest.

# CONSOLE SPECS

DISPLAY	LED	TOUCH	SPORT	E PLUS 2.0
<b>SCREEN</b>	LED 7 segments with Dot-Matrix-White light	10.1" with Touch + 2 LED window	8" Touch + 2 LED window	15.6" Touch
<b>LANGUAGE</b>	10 Languages: English, German, Spanish, Dutch, Portuguese, Italian, Swedish, Russian, Polish, French	15 languages, English, German, Spanish, Dutch, Portuguese, Thai, Swedish, Russian, French, Arabic, Japanese, Turkish, Vietnamese, Chinese (simplified & traditional)	15 languages, English, German, Spanish, Dutch, Portuguese, Thai, Swedish, Russian, French, Arabic, Japanese, Turkish, Vietnamese, Chinese (simplified & traditional)	15 languages, English, German, Spanish, Dutch, Portuguese, Thai, Swedish, Russian, French, Arabic, Japanese, Turkish, Vietnamese, Chinese (simplified & traditional)
<b>PRE-PROGRAMMABLE WORKOUTS</b>	10 (Target / Rolling / Valley / Fat Burn / Ramp / Strength / Interval / Random / HRC / Constant Watt)	Training Course (8) - (Manual / Rolling-hills / Mountain Peaks / Fat Burn / Incline / Strength / Interval / Constant Wattage) Target Training (3) - (Time/Distance/ Calories) HRC (4) - (Fatburn / Aerobic / Performance / Customize)	Training Course (9) - (Manual / Target / Rolling-hills / Mountain Peaks / Fat Burn / Incline / Strength / Interval / Constant Wattage) HRC (4) - (Fatburn / Aerobic / Performance / Customize)	Training Course (9) - (Manual / Target / Rolling-hills / Mountain Peaks / Fat Burn / Incline / Strength / Interval / Constant Wattage) HRC (4) - (Fatburn / Aerobic / Performance / Customize) VirtualGo(10)
<b>QUICK START</b>	Yes	Yes	Yes	Yes
INTEGRATION				
<b>BODY ANALYZER</b>	NA	NA	Yes	Yes
<b>EXERCISE DATA</b>	NA	NA	Yes	Yes
<b>WEARABLE APPS</b>	NA	NA	Yes (Runkeeper, GoogleHealth, Fitbit, Garmin)	Yes (Runkeeper, GoogleHealth, Fitbit, Garmin)
<b>CIRCLECLOUD GO</b>	NA	NA	Yes	Yes
<b>ENTERTAINMENT APPS</b>	NA	NA	NA	Yes
<b>FACILITY MANAGEMENT</b>	NA	NA	Yes	Yes

CONNECTIVITY	LED	TOUCH	SPORT	E PLUS 2.0
<b>USB</b>	Charging	Program Update & Charging	Program Update & Charging	Program Update & Charging
<b>LAN</b>	NA	NA	Giga LAN	Giga LAN
<b>CSAFE (POWER ONLY)</b>	Optional	Optional	Optional	Optional
<b>BLUETOOTH</b>	NA	NA	Bluetooth 4.2 (For BT Login)	2 X Bluetooth 4.2 (1 For BT Login & Wireless Pulse / 1 For Wireless Audio)
<b>TV</b>	NA	NA	NA	DVBT/T2/C, ATSC, DTMB, ISDBT (Satellite:NA)
<b>HDMI</b>	NA	NA	NA	Yes
<b>WIRELESS CHARGING</b>	NA	NA	Yes	Yes
<b>WIFI</b>	NA	NA	Yes	Yes
<b>AUDIO OUT</b>	NA	NA	NA	3.5 MM Phone Jack / Wireless BT
<b>HEART RATE (HR) DETECTION</b>	Hand Pulse 5KHZ Wireless	Hand Pulse 5KHZ Wireless	Hand Pulse 5KHZ Wireless	Hand Pulse 5KHZ Wireless Ant+
<b>FAN</b>	NA	NA	Optional	Yes



**LED**



**Touch**



**Sport**



**E Plus 2.0**

# B I K E

# R 8



Expect control, comfort, and confidence in your workout with the R8 Recumbent Bike. Enhanced body support and machine intelligence for a robust training session. Stay moving with a wide variety of resistance controls and personalized settings to elevate your workout experience to the next level.

Purposefully designed, the R8 U-Bar maximizes comfort for mounting and dismounting for an optimal gripping point—with safety and comfort at the forefront of design. The seatback adjustable recline angle offers undeniable comfort.

#### Available Color



Black

CHALLENGE YOUR

# RESISTANCE

## R8 DETAILS & SPECIFICATIONS

### TECHNICAL SPECIFICATIONS

<b>Q FACTOR (PEDAL SPACING)</b>	9.5 IN (240 MM)
<b>DRIVE SYSTEM</b>	Self-Generating Electric Hybrid with Flywheel
<b>RESISTANCE LEVEL</b>	25 LEVELS
<b>RESISTANCE SYSTEM</b>	Electrically Returned
<b>MAXIMUM USER WEIGHT</b>	400 LBS (182 KGS)

### ELECTRICAL SPECIFICATIONS


<b>POWER REQUIREMENT (LED, TOUCH)</b>	Self Generation
<b>POWER REQUIREMENT (SPORT, EPLUS 2.0)</b>	100 ~ 240V ± 10 50/60Hz
<b>MAXIMUM WATT@ 60 RPM</b>	400W
<b>MINIMUM WATT@ 60 RPM</b>	40W
<b>MINIMUM RPM (LED, TOUCH)</b>	30 RPM
<b>MINIMUM RPM (SPORT, EPLUS 2.0)</b>	10 RPM

### FRAME

<b>NET WEIGHT OF FRAME &amp; CONSOLE</b>	LED 188.5 LBS (85.5 KGS)	TOUCH 187.6 LBS (85.1 KGS)	SPORT 189.6 LBS (86 KGS)	EPLUS 2.0 195.1 LBS (88.5 KGS)
<b>PACKAGED WEIGHT</b>	LED 203.5 LBS (92.3 KGS)	TOUCH 202.6 LBS (91.9 KGS)	SPORT 204.6 LBS (92.8 KGS)	EPLUS 2.0 210.1 LBS (95.3 KGS)

### DIMENSIONS

<b>EQUIPMENT DIMENSIONS</b>	67 (L) X 25 (W) X 56 (H) IN / 1680 (L) X 630 (W) X 1420 (H) MM
<b>PACKAGING DIMENSIONS</b>	66 (L) X 15 (W) X 29 (H) IN/ 1670 (L) X 370 (W) X 730 (H) MM



#### Adjustable Seatback

Seatback recline angle can be adjusted to maximize the users comfort during a workout.



#### Walkthrough Design

Makes mounting and dismounting easy and comfortable.



#### Heart rate sensor handgrips with Resistance level control

Heart rate sensor handgrips with button on the top allow easy adjustment resistance levels during your workout and monitoring heart rate at the same time.

PLATINUM

# CONSOLE SPECS

DISPLAY	LED	TOUCH	SPORT	E PLUS 2.0
<b>SCREEN</b>	LED 7 Segments with Dot-Matrix-White light	10.1" with Touch + 2 LED window	8" Touch + 2 LED window	15.6" Touch
<b>LANGUAGE</b>	10 Languages: English, German, Spanish, Dutch, Portuguese, Italian, Swedish, Russian, Polish, French	15 languages, English, German, Spanish, Dutch, Portuguese, Thai, Swedish, Russian, French, Arabic, Japanese, Turkish, Vietnamese, Chinese (simplified & traditional)	15 languages, English, German, Spanish, Dutch, Portuguese, Thai, Swedish, Russian, French, Arabic, Japanese, Turkish, Vietnamese, Chinese (simplified & traditional)	15 languages, English, German, Spanish, Dutch, Portuguese, Thai, Swedish, Russian, French, Arabic, Japanese, Turkish, Vietnamese, Chinese (simplified & traditional)
<b>PRE-PROGRAMMABLE WORKOUTS</b>	10 (Target / Rolling / Valley / Fat Burn / Ramp / Strength / Interval / Random / HRC / Constant Watt)	Training Course (8) - (Manual / Rolling-hills / Mountain Peaks / Fat Burn / Incline / Strength / Interval / Constant Wattage) Target Training (3) - (Time/Distance/Calories) HRC (4) - (Fatburn / Aerobic / Performance / Customize)	Training Course (9) - (Manual / Target / Rolling-hills / Mountain Peaks / Fat Burn / Incline / Strength / Interval / Constant Wattage) HRC (4) - (Fatburn / Aerobic / Performance / Customize)	Training Course (9) - (Manual / Target / Rolling-hills / Mountain Peaks / Fat Burn / Incline / Strength / Interval / Constant Wattage) HRC (4) - (Fatburn / Aerobic / Performance / Customize) VirtualGo(10)
<b>QUICK START</b>	Yes	Yes	Yes	Yes
INTEGRATION				
<b>BODY ANALYZER</b>	NA	NA	Yes	Yes
<b>EXERCISE DATA</b>	NA	NA	Yes	Yes
<b>WEARABLE APPS</b>	NA	NA	Yes (Runkeeper, GoogleHealth, Fitbit, Garmin)	Yes (Runkeeper, GoogleHealth, Fitbit, Garmin)
<b>CIRCLECLOUD GO</b>	NA	NA	Yes	Yes
<b>ENTERTAINMENT APPS</b>	NA	NA	NA	Yes
<b>FACILITY MANAGEMENT</b>	NA	NA	Yes	Yes

CONNECTIVITY	LED	TOUCH	SPORT	E PLUS 2.0
<b>USB</b>	Charging	Program Update & Charging	Program Update & Charging	Program Update & Charging
<b>LAN</b>	NA	NA	Giga LAN	Giga LAN
<b>CSAFE (POWER ONLY)</b>	Optional	Optional	Optional	Optional
<b>BLUETOOTH</b>	NA	NA	Bluetooth 4.2 (For BT Login)	2 X Bluetooth 4.2 (1 For BT Login & Wireless Pulse / 1 For Wireless Audio)
<b>TV</b>	NA	NA	NA	DVBT/T2/C, ATSC, DTMB, ISDBT (Satellite:NA)
<b>HDMI</b>	NA	NA	NA	Yes
<b>WIRELESS CHARGING</b>	NA	NA	Yes	Yes
<b>WIFI</b>	NA	NA	Yes	Yes
<b>AUDIO OUT</b>	NA	NA	NA	3.5 MM Phone Jack / Wireless BT
<b>HEART RATE (HR) DETECTION</b>	Hand Pulse 5KHZ Wireless	Hand Pulse 5KHZ Wireless	Hand Pulse 5KHZ Wireless	Hand Pulse 5KHZ Wireless Ant+
<b>FAN</b>	NA	NA	Optional	Yes



**LED**



**Touch**



**Sport**



**E Plus 2.0**







# ***CORE SERIES***

## **AN EXPERIENCE LIKE NO OTHER**

Kick any workout up a notch with our Core 6 Series. Superior engineering ensures a selection of top-of-the-line treadmills, ellipticals, and recumbent bikes, so no challenge goes unmet. Featuring our HR Training Zone, easy walkthrough design, and guaranteed durability, upgrade your facility with a brand-new experience.



## BUILT TO LAST

The Core Series brings ingenuity, durability, and usability to the forefront of equipment manufacturing. Thoughtfully designed for hospitality, education centers, studio gyms, government training facilities, and more, simplified maintenance takes the top of the list. The Core Series is built to enhance any facility and motivate any user.



### M6

Featuring high-grade commercial components, a large running surface, and an easy-to-clean structure.



### M5

A simplistic design that delivers a full-body workout with a heart-rate control feature and a design that is efficient in space.

F U L F I L L Y O U R

# POTENTIAL



## E6

With smooth shifts and superior steadiness, the E6 engineering features are designed to mirror every movement.



## R6

The 16 resistance levels and wireless heart-rate monitoring system engages users of all abilities to be bold and better.



## B6

With industrial-grade durability and optimal simplicity, the B6 is easy to assemble, clean, service, and relocate across facilities.

# TREADMILL

## M 6



Let the path ahead guide you toward your goals with the M6 Treadmill. Affordable, durable, and superior, the M6 features high-grade commercial components meant for any space. The M6 Treadmill is available in the standard DC model, or for higher efficiency, the AC model. With unparalleled reliability and energy efficiency, transform any light-commercial facility to the next level.

The M6 features an LED console to track your metrics and challenge your physical limitations. The premier design offers dual speed and inclines toggle shifters for easy usability, and audio input for an immersive workout. Run or walk your way.

### Available Color



Black

# M6 DETAILS & SPECIFICATIONS

## TECHNICAL SPECIFICATIONS

<b>DECK</b>	Reversible Deck
<b>BELT</b>	Non Prewaxed Belt
<b>RUNNING AREA</b>	1530 X 560 MM / 22 IN (W)
<b>SPEED RANGE</b>	0.5 ~ 12.5 MPH / 0.8 ~ 20 KM
<b>INCLINE RANGE</b>	0 ~ 16%
<b>STEP-UP HEIGHT</b>	7.8 IN / 208 MM
<b>ROLLERS</b>	2.7 IN / 70MM
<b>MAXIMUM USER WEIGHT</b>	400 LBS / 182 KGS

## ELECTRICAL SPECIFICATIONS

<b>DRIVE SYSTEM</b>	3.5 HP
---------------------	--------

## DIMENSIONS

<b>EQUIPMENT</b>	2150 (L) X 985 (W) X 1430 (H) MM 85 (L) X 39 (W) X 56 (H) IN
<b>PACKAGING</b>	2275 (L) X 980 (W) X 391 (H) MM 90 (L) X 39 (W) X 16 (H) IN + 982 (L) X 593 (W) X 320 (H) MM 39 (L) X 23 (W) X 13 (H) IN

# INTUITIVE DESIGN



**Storage area with Non-slip pad**  
Large area with non-slip pad is suitable for you to place your cellphone or some small personal belongings.



**Transparent cup holder**  
Transparent cup holder looks sharp and it's easy to clean.



**Eco friendly side handrails**  
Apply environmentally friendly material to side handrails design.



**Ergonomic Handgrip Heart Rate Sensors**  
Monitoring heart rate is simple with equipped sensors. Feature special curve design which is more ergonomic and more comfortable to use. Furthermore, you'll feel spacious even when the treadmill is incline.



**Powerful Fan**  
The M6 keeps you cool and comfortable during workouts with its powerful fan, ensuring you stay fresh and chī throughout your exercise session.



**Smooth deck**  
Our shock absorption system delivers a perfect balance of cushioning and road feel to bring users the ultimate tactile running experience.

# CONSOLE SPECS

DISPLAY	LED	TOUCH
<b>SCREEN</b>	2.8" Touchscreen + LED windows	10.1" with Touch
<b>LANGUAGE</b>	15 languages, English, German, Spanish, Dutch, Portuguese, Thai, Swedish, Russian, French, Arabic, Japanese, Turkish, Vietnamese, Chinese (simplified & traditional)	15 languages, English, German, Spanish, Dutch, Portuguese, Thai, Swedish, Russian, French, Arabic, Japanese, Turkish, Vietnamese, Chinese (simplified & traditional)
<b>PRE-PROGRAMMABLE WORKOUTS</b>	Training Course(6)-(Manual / Hill / FatBurn / Cardio / Strength / Interval ) Target Training(3) - (Time/Distance/ Calories) HIIT(4) - (Normal / Hard / Advanced / Custom) HRC(4) - (Fatburn / Aerobic / Performance / Customize) Physical Test(7) - (Gerkin Protocol / Cooper Test / USMC PFT / Army PFT / Navy PFT / USAF PFT / Federal Law)	Training Course(6)-(Manual / Hill / FatBurn / Cardio / Strength / Interval ) Target Training(3) - (Time/Distance/ Calories) HIIT(4) - (Normal / Hard / Advanced / Custom) HRC(4) - (Fatburn / Aerobic / Performance / Customize) Physical Test(7) - (Gerkin Protocol / Cooper Test / USMC PFT / Army PFT / Navy PFT / USAF PFT / Federal Law)
<b>QUICK START</b>	Yes	Yes
INTEGRATION		
<b>CIRCLECLOUD GO</b>	NA	NA
<b>ENTERTAINMENT APPS</b>	NA	NA
<b>WEARABLE APPS</b>	NA	NA
<i>CircleCloud GO</i>	NA	NA
<b>ENTERTAINMENT APPS</b>	NA	NA
<b>FACILITY MANAGEMENT</b>	NA	NA

CONNECTIVITY	LED	TOUCH
<b>USB</b>	Program Update & Charging	Program Update & Charging
<b>LAN</b>	NA	NA
<b>CSAFE (POWER ONLY)</b>	Optional	Optional
<b>BLUETOOTH</b>	NA	NA
<b>TV</b>	NA	NA
<b>WIRELESS CHARGING</b>	Optional	Optional
<b>WIFI</b>	NA	NA
<b>AUDIO OUT</b>	NA	NA
<b>HEART RATE (HR) DETECTION</b>	Hand Pulse 5KHZ Wireless	Hand Pulse 5KHZ Wireless
<b>FAN</b>	Yes	Yes



**LED**



**Touch**

# TREADMILL

## M5



The M5 Treadmill is designed with dynamic performance with every step taken. Discover just how far you can go with premium features in equipment design and amplified console design to track your progress and monitor every achievement in real time. Wherever your workout preference lays, the M5 blends style and convenience to make any fitness goal possible.

Offered with three innovative screen designs—touch console, sport console, and TFT compound console, the M5 is packed with all the latest technology, allowing you to track every one of your achievements. You can also monitor speed, time, and distance with our built-in system. With interactive, intuitive interface designs, it offers ease of use for every workout program.

### Available Color



Black



# M5 DETAILS & SPECIFICATIONS

## TECHNICAL SPECIFICATIONS

<b>DECK</b>	Reversible Deck
<b>BELT</b>	Non Prewaxed Belt
<b>RUNNING AREA</b>	1520 X 500 MM / 20 IN (W)
<b>SPEED RANGE</b>	0.5 ~ 12.5 MPH / 0.8~20 KM
<b>INCLINE RANGE</b>	0 ~ 15%
<b>STEP-UP HEIGHT</b>	7.8 IN / 198 MM
<b>ROLLERS</b>	2.3 IN / 60 MM
<b>MAXIMUM USER WEIGHT</b>	400 LBS / 182 KGS

## ELECTRICAL SPECIFICATIONS

<b>DRIVER SYSTEM</b>	3.5 HP
----------------------	--------

## DIMENSIONS

<b>EQUIPMENT</b>	1990 (L) X 985 (W) X 1440 (H) MM 78 (L) X 39 (W) X 57 (H) IN
<b>PACKAGING</b>	2275 (L) X 980 (W) X 391 (H) MM 90 (L) X 39 (W) X 16 (H) IN + 982 (L) X 593 (W) X 320 (H) MM 39 (L) X 23 (W) X 13 (H) IN

# CUSTOMIZED

# EXPERIENCE



**Storage area with Non-slip pad**  
Large area with non-slip pad is suitable for you to place your cellphone or some small personal belongings.



**Transparent cup holder**  
Transparent cup holder looks sharp and it's easy to clean.



**Eco friendly side handrails**  
Apply environmentally friendly material to side handrails design.



**Ergonomic Handgrip Heart Rate Sensors**  
Monitoring heart rate is simple with equipped sensors. Feature special curve design which is more ergonomic and more comfortable to use. Furthermore, you'll feel spacious even when the treadmill is incline.



**USB charging & Program Update**  
USB charging function/program update for easy after-service maintainace and for quick charging.



**Smooth Deck**  
Our shock absorption system delivers a perfect balance of cushioning and road feel to bring users the ultimate tactile running experience.

# CONSOLE SPECS

DISPLAY	LED	TOUCH
<b>SCREEN</b>	2.8" Touchscreen + LED windows	10.1" with Touch
<b>LANGUAGE</b>	15 languages, English, German, Spanish, Dutch, Portuguese, Thai, Swedish, Russian, French, Arabic, Japanese, Turkish, Vietnamese, Chinese (simplified & traditional)	15 languages, English, German, Spanish, Dutch, Portuguese, Thai, Swedish, Russian, French, Arabic, Japanese, Turkish, Vietnamese, Chinese (simplified & traditional)
<b>PRE-PROGRAMMABLE WORKOUTS</b>	Training Course(6)-(Manual / Hill / FatBurn / Cardio / Strength / Interval ) Target Training(3) - (Time/Distance/ Calories) HIIT(4) - (Normal / Hard / Advanced / Custom) HRC(4) - (Fatburn / Aerobic / Performance / Customize) Physical Test(7) - (Gerkin Protocol / Cooper Test / USMC PFT / Army PFT / Navy PFT / USAF PFT / Federal Law)	Training Course(6)-(Manual / Hill / FatBurn / Cardio / Strength / Interval ) Target Training(3) - (Time/Distance/ Calories) HIIT(4) - (Normal / Hard / Advanced / Custom) HRC(4) - (Fatburn / Aerobic / Performance / Customize) Physical Test(7) - (Gerkin Protocol / Cooper Test / USMC PFT / Army PFT / Navy PFT / USAF PFT / Federal Law)
<b>QUICK START</b>	Yes	Yes
INTEGRATION		
<b>CIRCLECLOUD GO</b>	NA	NA
<b>ENTERTAINMENT APPS</b>	NA	NA
<b>WEARABLE APPS</b>	NA	NA
<i>CircleCloud GO</i>	NA	NA
<b>ENTERTAINMENT APPS</b>	NA	NA
<b>FACILITY MANAGEMENT</b>	NA	NA

CONNECTIVITY	LED	TOUCH
<b>USB</b>	Program Update & Charging	Program Update & Charging
<b>LAN</b>	NA	NA
<b>CSAFE (POWER ONLY)</b>	Optional	Optional
<b>BLUETOOTH</b>	NA	NA
<b>TV</b>	NA	NA
<b>WIRELESS CHARGING</b>	Optional	Optional
<b>WIFI</b>	NA	NA
<b>AUDIO OUT</b>	NA	NA
<b>HEART RATE (HR) DETECTION</b>	Hand Pulse 5KHZ Wireless	Hand Pulse 5KHZ Wireless
<b>FAN</b>	Yes	Yes



**LED**



**Touch**

# ELLIPTICAL

## E 6



The E6 Elliptical delivers fitness for every movement and every facility with power and precision. A simplistic design that delivers a full-body workout to hit any goals and amplifies any light-commercial facility with a practical space-saving frame, and guaranteed durability. The E6 is built different and built better.

The thick paddle pedal design moves with your body and provides a clean, smooth stride every time. The E6 is commercial grade and made with the highest-quality materials that engage a level of fluidity to achieve a relaxing, natural workout.

### Available Color



Black

## E6 DETAILS & SPECIFICATIONS

### TECHNICAL SPECIFICATIONS

<b>STRIDE LENGTH</b>	20 IN (500 MM)
<b>PEDAL SPACING</b>	2.4 In (60MM)
<b>STEP UP HEIGHT</b>	12 In (320MM)
<b>RESISTANCE LEVEL</b>	16 LEVELS
<b>MAXIMUM USER WEIGHT</b>	330 LBS (150 KGS)

### ELECTRICAL SPECIFICATIONS

<b>POWER REQUIREMENT</b>	Self Generation
--------------------------	-----------------

<b>MAXIMUM WATT@ 60 RPM</b>	250W
-----------------------------	------

<b>MINIMUM WATT@ 60 RPM</b>	50W
-----------------------------	-----

<b>MINIMUM RPM</b>	30 RPM
--------------------	--------

### FRAME

<b>NET WEIGHT OF FRAME &amp; CONSOLE</b>	LED	TOUCH
	183.7 LBS (83.5 KGS)	184.8 LBS (83.8 KGS)

<b>PACKAGED WEIGHT</b>	LED	TOUCH
	212.3 LBS (96.5 KGS)	213.4 LBS (96.8 KGS)

### DIMENSIONS

<b>EQUIPMENT DIMENSIONS</b>	83 (L) X 25 (W) X 71 (H) IN / 2110 (L) X 640 (W) X 1876 (H) MM
-----------------------------	--

<b>PACKAGING DIMENSIONS</b>	83 (L) X 28 (W) X 33 (H) IN / 2120 (L) X 715 (W) X 830 (H) MM
-----------------------------	---

B E F A S T E R

# FEEL STRONGER



**Sophisticated aluminum rails**  
The aluminum rails are manufactured with superior surface finish offer silky smooth stride motion.



**Comfortable Stride**  
Thick padded pedals and silky smooth stride motion provides a comfortable and pleasurable workout.



**USB charging & Program Update**  
USB charging function/ program update for easy after-service maintainace and for quick charging.

CORE

# CONSOLE SPECS

DISPLAY	LED	TOUCH
<b>SCREEN</b>	2.8" Touchscreen + LED Windows	10.1" with Touch
<b>LANGUAGE</b>	15 languages, English, German, Spanish, Dutch, Portuguese, Thai, Swedish, Russian, French, Arabic, Japanese, Turkish, Vietnamese, Chinese (simplified & traditional)	15 languages, English, German, Spanish, Dutch, Portuguese, Thai, Swedish, Russian, French, Arabic, Japanese, Turkish, Vietnamese, Chinese (simplified & traditional)
<b>PRE-PROGRAMMABLE WORKOUTS</b>	Training Course (8) - (Manual / Rolling-hills / Mountain Peaks / Fat Burn / Incline / Strength / Interval / Constant Wattage) Target Training (3) - (Time/Distance/Calories) HRC (4) - (Fatburn / Aerobic / Performance / Customize)	Training Course (8) - (Manual / Rolling-hills / Mountain Peaks / Fat Burn / Incline / Strength / Interval / Constant Wattage) Target Training (3) - (Time/Distance/Calories) HRC (4) - (Fatburn / Aerobic / Performance / Customize)
<b>QUICK START</b>	Yes	Yes
INTEGRATION		
<b>BODY ANALYZER</b>	NA	NA
<b>EXERCISE DATA</b>	NA	NA
<b>WEARABLE APPS</b>	NA	NA
<b>CIRCLECLOUD GO</b>	NA	NA
<b>ENTERTAINMENT APPS</b>	NA	NA
<b>FACILITY MANAGEMENT</b>	NA	NA

CONNECTIVITY	LED	TOUCH
<b>USB</b>	Program Update & Charging	Program Update & Charging
<b>LAN</b>	NA	NA
<b>CSAFE (POWER OLNY)</b>	Optional	Optional
<b>BLUETOOTH</b>	NA	NA
<b>WIFI</b>	NA	NA
<b>HEART RATE (HR) DETECTION</b>	Hand Pulse 5KHZ Wireless	Hand Pulse 5kHz Wireless
<b>FAN</b>	NA	NA



**LED**



**Touch**

# BIKE R6



The R6 Recumbent Bike makes movement your mission. With Circle Fitness' ingenuity, the R6 is built for enhanced performance, comfort, and reliability for any facility. Rejuvenate your workout with a design that fuses usability with easily adjustable seating positions and safety with our step-on design.

Greatness begins with the R6 contact and wireless heart-rate monitoring system, and full compatibility with a variety of monitors. With an endless range of training programs and top-tier features, an immersive experience begins when you do.

#### Available Color



Black



# R 6 DETAILS & SPECIFICATIONS

BUILT FOR

# EVERYONE

## TECHNICAL SPECIFICATIONS

**Q FACTOR (PEDAL SPACING)** 9 IN (230 MM)

**DRIVE SYSTEM** Self-Generating Electric Hybrid with Flywheel

**RESISTANCE LEVEL** 16 LEVELS

**RESISTANCE SYSTEM** Magnetic

**MAXIMUM USER WEIGHT** 300 LBS (135 KGS)

## ELECTRICAL SPECIFICATIONS

**POWER REQUIREMENT** Self Generation

**MAXIMUM WATT@ 60 RPM** 250W

**MINIMUM WATT@ 60 RPM** 50W

**MINIMUM RPM** 30 RPM

## FRAME

<b>NET WEIGHT OF FRAME &amp; CONSOLE</b>	LED	TOUCH
	152.9 LBS (69.5 KGS)	153.9 LBS (69.8 KGS)

<b>PACKAGED WEIGHT</b>	LED	TOUCH
	168.3 LBS (76.5 KGS)	169.6 LBS (76.9 KGS)

## DIMENSIONS

**EQUIPMENT DIMENSIONS** 61 (L) X 25 (W) X 52 (H) IN / 1550 (L) X 630 (W) X 1320 (H) MM

**PACKAGING DIMENSIONS** 66 (L) X 13 (W) X 29 (H) IN / 1670 (L) X 320 (W) X 730 (H) MM



### Heart Rate Sensors & Telemetry

Monitoring heart rate is simple with handgrip equipped sensors or optional wireless telemetry strap.

### Walkthrough Design

Makes mounting and dismounting easy and comfortable.

### Easy Strap and Slip Resistant Pedals

Getting in and out of the pedals only takes one hand with our easy strap technology. Slip-resistant pedals make sure that the users feet are secure on the pedals while riding.

# CONSOLE SPECS

DISPLAY	LED	TOUCH
<b>SCREEN</b>	2.8" Touchscreen + LED Windows	10.1" with Touch
<b>LANGUAGE</b>	15 languages, English, German, Spanish, Dutch, Portuguese, Thai, Swedish, Russian, French, Arabic, Japanese, Turkish, Vietnamese, Chinese (simplified & traditional)	15 languages, English, German, Spanish, Dutch, Portuguese, Thai, Swedish, Russian, French, Arabic, Japanese, Turkish, Vietnamese, Chinese (simplified & traditional)
<b>PRE-PROGRAMMABLE WORKOUTS</b>	Training Course (8) - (Manual / Rolling-hills / Mountain Peaks / Fat Burn / Incline / Strength / Interval / Constant Wattage) Target Training (3) - (Time/Distance/ Calories) HRC (4) - (Fatburn / Aerobic / Performance / Customize)	Training Course (8) - (Manual / Rolling-hills / Mountain Peaks / Fat Burn / Incline / Strength / Interval / Constant Wattage) Target Training (3) - (Time/Distance/ Calories) HRC (4) - (Fatburn / Aerobic / Performance / Customize)
<b>QUICK START</b>	Yes	Yes
INTEGRATION		
<b>BODY ANALYZER</b>	NA	NA
<b>EXERCISE DATA</b>	NA	NA
<b>WEARABLE APPS</b>	NA	NA
<b>CIRCLECLOUD GO</b>	NA	NA
<b>ENTERTAINMENT APPS</b>	NA	NA
<b>FACILITY MANAGEMENT</b>	NA	NA

CONNECTIVITY	LED	TOUCH
<b>USB</b>	Program Update & Charging	Program Update & Charging
<b>LAN</b>	NA	NA
<b>CSAFE (POWER ONLY)</b>	Optional	Optional
<b>BLUETOOTH</b>	NA	NA
<b>WIFI</b>	NA	NA
<b>HEART RATE (HR) DETECTION</b>	Hand Pulse 5KHZ Wireless	Hand Pulse 5KHZ Wireless
<b>FAN</b>	NA	NA



**LED**



**Touch**

# B I K E

## B 6



The unmatched biotechnology of the B6 Upright Bike takes you where you want to go with confidence and maximum support. Traversing industrial-grade durability and optimal simplicity, the B6 is easy to assemble, service, and relocate. It's more than just a workout, it's an experience with a wide range of exercise programs and an intuitive console. Set your goals in motion with superior ingenuity.

From relaxed to rigorous, experience immersive workout sessions with technology that offers a range of training programs and precision resistance levels you can engage with swift, smooth changes, and quick controls to skip the interruptions. Your results await at the other side of a seamless workout.

### Available Color



Black

## B6 DETAILS & SPECIFICATIONS

### TECHNICAL SPECIFICATIONS

<b>Q FACTOR (PEDAL SPACING)</b>	8.6 IN (219.2 MM)
<b>DRIVE SYSTEM</b>	Self-Generating Electric Hybrid with Flywheel
<b>RESISTANCE LEVEL</b>	16 LEVELS
<b>RESISTANCE SYSTEM</b>	Magnetic
<b>MAXIMUM USER WEIGHT</b>	300 LBS (135 KGS)

### ELECTRICAL SPECIFICATIONS

<b>POWER REQUIREMENT</b>	Self Generation
<b>MAXIMUM WATT@ 60 RPM</b>	250W
<b>MINIMUM WATT@ 60 RPM</b>	50W
<b>MINIMUM RPM</b>	30 RPM

### FRAME

<b>NET WEIGHT OF FRAME &amp; CONSOLE</b>	LED	TOUCH
	113.3 LBS (51.5 KGS)	114.2 LBS (51.8 KGS)
<b>PACKAGED WEIGHT</b>	LED	TOUCH
	125.4 LBS (57 KGS)	126.3 LBS (57.3 KGS)

### DIMENSIONS

<b>EQUIPMENT DIMENSIONS</b>	43 (L) X 28 (W) X 58 (H) IN / 1090 (L) X 700 (W) X 1450 (H) MM
<b>PACKAGING DIMENSIONS</b>	46 (L) X 15 (W) X 30 (H) IN / 1160 (L) X 363 (W) X 755 (H) MM

# UNLOCK YOUR RESULTS



**Ergonomic Multi-Position Handlebars**  
The B6 offers multiple hand grip positions to ensure that users are comfortable during all stages of their ride. The conveniently located elbow rests make long rides a little easier when taking a rest.



**USB charging & Program Update**  
USB charging function/program update for easy after-service maintenance and for quick charging.



**Easy Strap and Slip Resistant Pedals**  
Getting in and out of the pedals only takes one hand with our easy strap technology. Slip-resistant pedals make sure that the users feet are secure on the pedals while riding.

# CONSOLE SPECS

DISPLAY	LED	TOUCH
<b>SCREEN</b>	2.8" Touchscreen + LED Windows	10.1" with Touch
<b>LANGUAGE</b>	15 languages, English, German, Spanish, Dutch, Portuguese, Thai, Swedish, Russian, French, Arabic, Japanese, Turkish, Vietnamese, Chinese (simplified & traditional)	15 languages, English, German, Spanish, Dutch, Portuguese, Thai, Swedish, Russian, French, Arabic, Japanese, Turkish, Vietnamese, Chinese (simplified & traditional)
<b>PRE-PROGRAMMABLE WORKOUTS</b>	Training Course (8) - (Manual / Rolling-hills / Mountain Peaks / Fat Burn / Incline / Strength / Interval / Constant Wattage) Target Training (3) - (Time/Distance/ Calories) HRC (4) - (Fatburn / Aerobic / Performance / Customize)	Training Course (8) - (Manual / Rolling-hills / Mountain Peaks / Fat Burn / Incline / Strength / Interval / Constant Wattage) Target Training (3) - (Time/Distance/ Calories) HRC (4) - (Fatburn / Aerobic / Performance / Customize)
<b>QUICK START</b>	Yes	Yes
INTEGRATION		
<b>BODY ANALYZER</b>	NA	NA
<b>EXERCISE DATA</b>	NA	NA
<b>WEARABLE APPS</b>	NA	NA
<b>CIRCLECLOUD GO</b>	NA	NA
<b>ENTERTAINMENT APPS</b>	NA	NA
<b>FACILITY MANAGEMENT</b>	NA	NA

CONNECTIVITY	LED	TOUCH
<b>USB</b>	Program Update & Charging	Program Update & Charging
<b>LAN</b>	NA	NA
<b>CSAFE (POWER ONLY)</b>	Optional	Optional
<b>BLUETOOTH</b>	NA	NA
<b>WIFI</b>	NA	NA
<b>HEART RATE (HR) DETECTION</b>	Hand Pulse 5KHZ Wireless	Hand Pulse 5kHz Wireless
<b>FAN</b>	NA	NA



**LED**



**Touch**



M5



# ***RESIDENTIAL & SPECIALTY***

Our Residential Series treadmills are so much more than the ordinary. We've built ours with the same craft and care as our light commercial machine line-up, for those who crave superior strength and durability at home. Made with quality materials and customizable LED screens, our Residential line brings end-to-end quality to your home sessions.

Our Specialty Series prioritizes accessibility, safety, and simplicity for users seeking a low-intensity workout regime. Although meant for low-impact sessions, the Specialty Series is tailored for any length of time, any space - and any amount of effort.



## OPTIMAL DESIGN

Change the way you think about your workout and get fit on your own terms. The Residential treadmills are meticulously engineered with smooth deck shock absorption to elevate comfort during your home workout. The curved design offers an ergonomic feel, for more space when in incline mode. The Specialty Series is care and convenience in one, with lower speed capabilities for physical therapy efforts and adjustable handrails for all users, safety is always found in the M6 Care treadmill.

FIND YOUR

# PERFECT PACE



## M6 DC

Allows for a slow and steady return to physical activity, with a start speed of 0.8 KM/H, ensuring safety for a light tread.



## M5 DC

Featuring a 15-multi-language selection, side rails made with eco-friendly materials, and easy after-service maintenance, M5 DC brings efficiency and convenience to the forefront.



## M6 Care

Equipped with a heart rate monitor sensor or an optional wireless telemetry strap and a curved design for added space, feel emboldened with an experience like no other.

# TREADMILL

## M6 DC



Experience a new level of comfort, power, and ingenuity with the M6 DC. Unlock your potential with belt technology that moves with you to experience a more dynamic running or walking session. The M6 DC never compromises on safety, superior cushioning and a wide running surface take your workout to the next level without sacrificing performance, or storage space.



**LED**

**Available Color**



Black

# M6 DC DETAILS & SPECIFICATIONS

## TECHNICAL SPECIFICATIONS

<b>DECK</b>	Reversible Deck
<b>BELT</b>	Commercial Grade
<b>RUNNING AREA</b>	1520 X 500 MM / 60 X 20 IN
<b>SPEED RANGE</b>	0.5 ~ 12.5MPH (0.8 ~ 20 KM)
<b>INCLINE RANGE</b>	0 ~ 16% / 16 LEVELS
<b>STEP-UP HEIGHT</b>	7.8 IN / 198 MM
<b>ROLLERS</b>	2.7 IN / 70 MM
<b>MAXIMUM USER WEIGHT</b>	450 LBS / 204 KGS

## ELECTRICAL SPECIFICATIONS

<b>POWER REQUIREMENT</b>	110VAC / 220VAC ±20% 20A 50/60HZ
<b>DRIVER SYSTEM</b>	4.25 HP

## FRAME

<b>FRAME MATERIAL</b>	Steel
<b>NET WEIGHT OF FRAME &amp; CONSOLE</b>	288.2 LBS / 131 KGS
<b>PACKAGED WEIGHT</b>	316.8 LBS / 144 KGS

## DIMENSIONS

<b>EQUIPMENT DIMENSIONS</b>	1990 (L) X 860 (W) X 1400 (H) MM 79 (L) X 34 (W) X 58 (H) IN
<b>PACKAGING DIMENSIONS</b>	2100 (L) X 880 (W) X 400 (H) MM 83 (L) X 35 (W) X 16 (H) IN
<b>PACKAGED WEIGHT</b>	144 KGS / 316.8 LBS

# CONSOLE SPECS

## DISPLAY

<b>SCREEN</b>	2.8 " Touchscreen + LED windows
---------------	---------------------------------

## LANGUAGE

15 languages, English, German, Spanish, Dutch, Portuguese, Thai, Swedish, Russian, French, Arabic, Japanese, Turkish, Vietnamese, Chinese (simplified & traditional)

## PRE-PROGRAMMABLE WORKOUTS

TRAINING COURSE(6)-(MANUAL / HILL / FAT BURN / CARDIO / STRENGTH / INTERVAL )  
TARGET TRAINING(3) - (TIME/DISTANCE/CALORIES)  
HIIT(2) - (PRESETS / CUSTOM)  
HRC(4) - (FATBURN / AEROBIC / PERFORMANCE / CUSTOMIZE)  
PHYSICAL TEST(7) - (GERKIN PROTOCOL / COOPER TEST / USMC PFT / ARMY PFT / NAVY PFT / USAF PFT / FEDERAL LAW)

## QUICK START OPTIONS

YES

## CONNECTIVITY

<b>USB</b>	Charging
<b>LAN</b>	NA
<b>CSAFE (POWER ONLY)</b>	Optional
<b>BLUETOOTH</b>	NA
<b>TV</b>	NA
<b>HDMI IN</b>	NA
<b>WIRELESS CHARGING</b>	NA
<b>WIFI</b>	NA
<b>AUDIO OUT</b>	NA
<b>HEART RATE (HR) DETECTION</b>	Hand Pulse 5KHZ Wireless
<b>MIRACAST</b>	NA
<b>FAN</b>	Optional

# TREADMILL

## M5 DC



The M5 DC is the ultimate treadmill for all your fitness needs. With belt tension adjustment and simple storage options, it is perfect for any activity level. Whether you're a beginner or a professional, the sleek design pairs style with performance. Equipped with adjustable speed settings keeps anyone comfortable as you train hard.



**LED**

**Available Color**



Black

# M5 DC DETAILS & SPECIFICATIONS

## TECHNICAL SPECIFICATIONS

<b>DECK</b>	Reversible Deck
<b>BELT</b>	Non Prewaxed Belt
<b>RUNNING AREA</b>	1520 X 500 MM / 20 IN (W)
<b>SPEED RANGE</b>	0.5 ~ 12.5 MPH (0.8 ~ 20 KM)
<b>INCLINE RANGE</b>	0 ~ 15%
<b>STEP-UP HEIGHT</b>	7.8 IN / 198 MM
<b>ROLLERS</b>	2.3 IN / 60 MM
<b>MAXIMUM USER WEIGHT</b>	400 LBS /182 KGS

## ELECTRICAL SPECIFICATIONS

<b>DRIVER SYSTEM</b>	3.5 HP
----------------------	--------

## DIMENSIONS

<b>PACKAGING DIMENSIONS</b>	2275 (L) X 980 (W) X 391 (H) MM
	90 (L) X 39 (W) X 16 (H) IN
	+ 982 (L) X 593 (W) X 320 (H) MM
<b>EQUIPMENT DIMENSIONS</b>	1990 (L) X 860 (W) X 1450 (H) MM
	79 (L) X 34 (W) X 58 (H) IN
<b>PACKAGED WEIGHT</b>	177.4 KGS / 391.2 LBS

# CONSOLE SPECS

## DISPLAY

LED

## SCREEN

2.8" Touchscreen + LED Windows

## LANGUAGE

15 languages, English, German, Spanish, Dutch, Portuguese, Thai, Swedish, Russian, French, Arabic, Japanese, Turkish, Vietnamese, Chinese (simplified & traditional)

## PRE-PROGRAMMABLE WORKOUTS

Training Course(6)-(Manual / Hill / Fat Burn / Cardio / Strength / Interval )  
 Target Training(3) - (Time/Distance/Calories)  
 HIIT(2) - (Presets / Custom)  
 HRC(4) - (Fatburn / Aerobic / Performance / Customize)  
 Physical Test(7) - (Gerkin Protocol / Cooper Test / USMC PFT / Army PFT / Navy PFT / USAF PFT / Federal Law)

## CONNECTIVITY

<b>USB</b>	Charging
<b>LAN</b>	NA
<b>CSAFE (POWER ONLY)</b>	Optional
<b>BLUETOOTH</b>	NA
<b>TV</b>	NA
<b>WIRELESS CHARGING</b>	NA
<b>WIFI</b>	NA
<b>AUDIO OUT</b>	NA
<b>HEART RATE (HR) DETECTION</b>	Hand Pulse 5KHZ Wireless
<b>FAN</b>	Optional

RESIDENTIAL

# TREADMILL

## M6 CARE



The M6 Care Treadmill is designed for all individuals of all abilities to receive the workout they need for low-impact training. A simple design that comes geared with durable technology is how the M6 Care enhances every experience and every workout preference. Find the right routine that feels right for you and let M6 Care take you further than ever before.



**LED**

**Available Color**



Black



# M6 CARE DETAILS & SPECIFICATIONS

## TECHNICAL SPECIFICATIONS

<b>DECK</b>	Reversible Deck Pre-waxed Reversible Deck
<b>BELT</b>	Commercial Grade Commercial Grade Pre-waxed
<b>RUNNING AREA</b>	1520 X 500 MM / 60 X 20 IN
<b>SPEED RANGE</b>	0.3 ~ 12 KM / 0.1-7.5 MPH
<b>INCLINE RANGE</b>	15% (15 Level)
<b>STEP-UP HEIGHT</b>	6.7 IN / 170 MM
<b>ROLLERS</b>	2.7 IN / 70MM
<b>MAXIMUM USER WEIGHT</b>	182 KGS / 400 LBS

## FEATURES

<b>SAFETY STRIPE PRINT ON BELT</b>	YES
<b>FAN</b>	YES
<b>READING RACK</b>	YES
<b>HR SENSOR &amp; TELEMTRY</b>	YES
<b>HR CHEST BELT</b>	Optional
<b>TARGET HEART RATE ZONE</b>	(LED Only)
<b>BOTTLE HOLDER STORAGE</b>	YES

## ELECTRICAL SPECIFICATIONS

<b>MOTOR POWER</b>	3.5 HP (Duty)
<b>POWER REQUIREMENT</b>	Powered 110VAC / 220VAC ±20% 20A 50/60HZ
<b>UNIT DIMENSIONS</b>	1990 X 860 X 1400 MM / 79 X 34 X 58 IN
<b>UNIT WEIGHT</b>	LED 137 KGS / 301.4 LBS
<b>PACKAGED DIMENSIONS (BODY)</b>	2100 X 880 X 400 MM / 83 X 35 X 16 IN
<b>PACKAGED DIMENSIONS (CONSOLE)</b>	910 X 570 X 310 MM / 35.8 X 22.4 X 12.2 IN
<b>PACKAGED WEIGHT</b>	LED 150 KGS / 330 LBS

## CONSOLE

<b>MODEL</b>	Standard
<b>SCREEN</b>	8x16 Dot-Matrix W / Message Window+HR Status Bar
<b>WORKOUT PROGRAMS</b>	P1: Manual / P2:Target / P3:Course / P4:Custom / P5:Fitness Test / P6:Heart Rate Train
<b>LANGUAGE</b>	English





CIRCLIX  
FITNESS

A woman with dark hair in a ponytail, wearing a white tank top, is shown from the side, interacting with the touchscreen console of a treadmill. The treadmill is black and has the 'circle' logo on the console. The background is a plain, light-colored wall.

**circle**  
FITNESS

[circlefitness.com](https://circlefitness.com)  
[info@circlefitness.com](mailto:info@circlefitness.com)